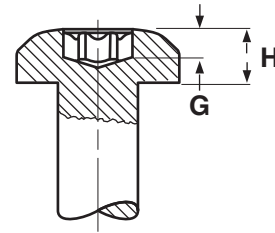
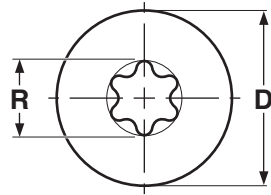
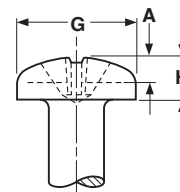
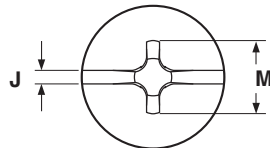


SELF- TAPPING SCREWS

Pan; Six-Lobe & Combo **HEAD DIMENSIONS**



SIX-LOBE PAN HEADS								ASME B18.6.3-2013
Screw Size	D		H		R	G		Driver Size
	Head Dimensions				Recess Dimensions			
	Head Diameter		Head Height		Ref	Gauge Penetration Min	(Fallaway) Max Penetration	
	Max	Min	Max	Min				
0	.116	.104	.044	.036	.058	.015	.009	T5
2	.167	.155	.062	.053	.094	.030	.019	T8
3	.193	.180	.071	.062	.094	.033	.019	T8
4	.219	.205	.080	.070	.111	.035	.022	T10
5	.245	.231	.089	.079	.111	.045	.022	T10
6	.270	.256	.097	.087	.132	.045	.026	T15
8	.322	.306	.115	.105	.155	.055	.031	T20
10	.373	.357	.133	.122	.178	.070	.036	T25
12	.425	.407	.151	.139	.200	.070	.040	T27
14	.476	.457	.169	.156	.221	.060	.044	T30
1/4	.492	.473	.175	.162	.221	.085	.044	T30
5/16	.615	.594	.218	.203	.266	.105	.047	T40
3/8	.740	.716	.261	.244	.312	.130	.055	T45



PHILLIPS AND SLOTTED COMBINATION DRIVE PAN HEADS											ASME B18.6.3-2013	
Nominal Screw Size	G		H		J		A		M	Recess Penetration Gaging Depth		Phillips Driver Size
	Head Dimensions				Slot Dimensions				Recess Dimensions			
	Head Diameter		Head Height		Width		Depth		Diameter			
	Max	Min	Max	Min	Max	Min	Max	Min	Ref	Max	Min	
4	.219	.205	.080	.070	.039	.031	.040	.027	.115	.071	.053	1
6	.270	.256	.097	.087	.048	.039	.050	.033	.159	.080	.055	2
7	.296	.281	.106	.096	.048	.039	.054	.041	.170	.089	.064	2
8	.322	.306	.115	.105	.054	.045	.058	.041	.175	.097	.071	2
10	.373	.357	.133	.122	.060	.050	.068	.048	.192	.113	.089	2
12	.425	.407	.151	.139	.067	.056	.077	.055	.252	.124	.098	3
14	.476	.457	.169	.156	.075	.064	.085	.060	.274	.144	.118	3
1/4	.492	.473	.175	.162	.075	.064	.087	.063	.274	.144	.118	3

This page prints with a watermark